

Workshop 20/ 28

Prinect PDF Toolbox

Patrick Alandt, Sebastian Nickel

INTERNATIONAL
PRINECT USER DAYS

18th and 19th November 2015

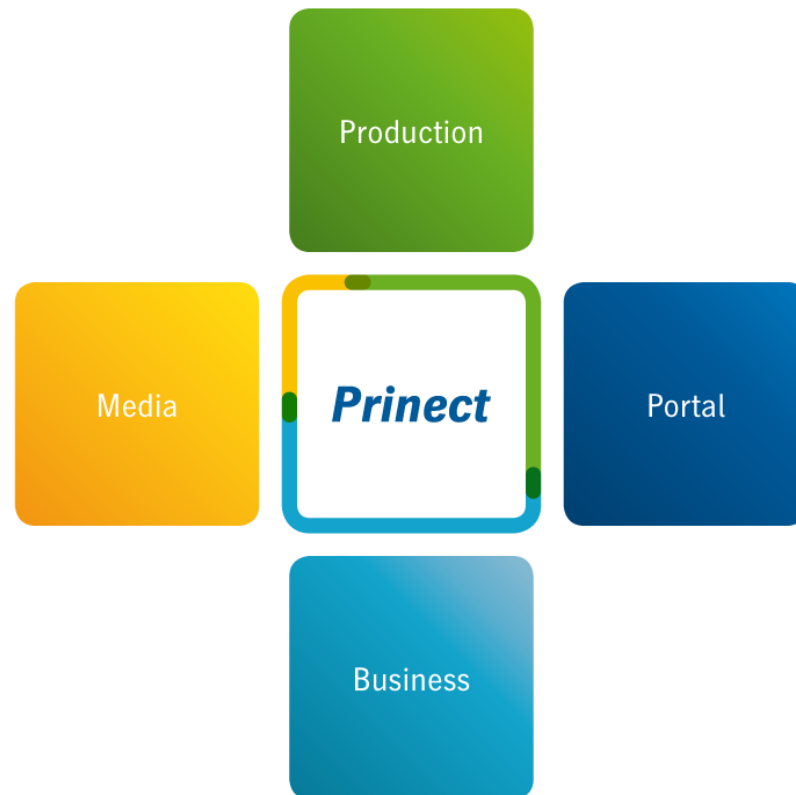




Prinect PDF Toolbox

Prinect User Days 2015

Patrick Alandt, Sebastian Nickel | Heidelberg, 18./19. November 2015





Prinect PDF Toolbox - What's new in 2016?

General

- Supported Acrobat Versions: 9, 10, 11, and DC (from Version 16.00.030)
- Mac OS 10.11 El Capitan are in preparation (Installer changes required).
- Mac Acrobat DC Licensing requires a Windows License Server. The old ,local‘ Dongle can not be supported any more.

→ New icons for Acrobat toolbar:



→ Supported Languages:

Chinese, English, French, German, Italian, Japanese, Korean, Portuguese, **Russian (New)**, Spanish

→ License dialog shows number of installed floating licenses instead of “not licensed”.

→ New functions with this marking

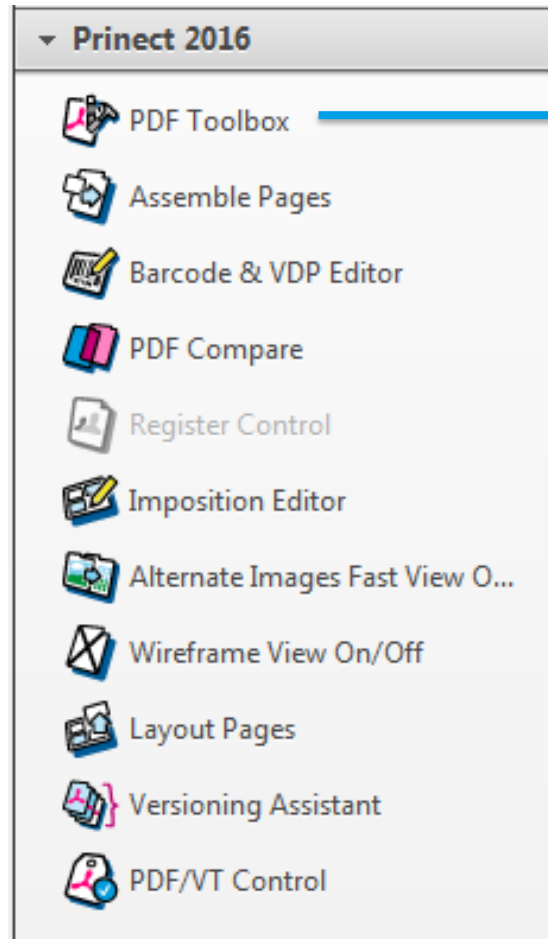


are also available in Prinect Prepress Manager.



User Interface in Acrobat Tools in

→ Acrobat toolbar:



→ Quick View



- Central Window**
- PDF Report
 - Geometry Control
 - Separation Control
 - Color Management
 - Spot Colors
 - Coating Editor
 - Trap Editor
 - Screening Selector
 - Object Editor



Was is new in **Prinect** PDF Toolbox 2016?

Overview

- PDF Assistant PDF Report
- PDF Assistant Geometry Control
- PDF Assistant Assemble Pages
- Color Editor Color Management / Spot Color
- Trap Editor
- Object Editor
- Barcode & VDP Editor
- PDF Compare (New)



Prinect PDF Assistant 2016

PDF Report / Navigator

→ Content: New Tab “Complexity” with checks for complex page content.



→ Content: Page object is within cutting tolerance (near TrimBox).



→ Content: 2nd hairline check to optionally remove e.g. zero lines.

→ Fonts: Stem width is below to check for very thin fonts.



→ Fonts: Font name check accepts wildcard * for any names.
Allows to convert all fonts to graphic (since 15.00.027 in 2015).



→ Optionally disable additional information like colorization
and fonts at end of report.



→ Additional information lists number of colored and black-and-white pages.



→ Navigator is dimming background and shows selected problem in original color.

Prinect PDF Assistant 2016

PDF Report (Navigator)

- Direct link to the indicated problem areas in the document
- Report with preview image
- Navigator with filter functions

The screenshot displays the Prinect PDF Assistant 2016 interface. The main window shows a PDF report with a list of errors under the 'Navigator' tab. The errors are:

- ! HD_Grau is not one of Heidelberg #1
- ! Color image resolution 72 dpi is below 150 dpi #2
- ! Images using lossy JPEG compression are present #2
- ! PANTONE 281 EC is not one of Heidelberg #1

The report window also features a toolbar with navigation icons (back, forward, search, etc.) and a 'Comments' section with 'Remove' and 'Create' buttons. The 'Autozoom' checkbox is checked. In the background, a preview image of Heidelberg is shown with a red 'X' over it, indicating a problem area. A red arrow points from the first error in the report to the red 'X' on the preview image. The preview image also shows a yellow 'X' over a smaller inset image of a statue. The logo of 'Stadt Heidelberg' is visible at the bottom of the preview image.



Prinect PDF Assistant 2016

Geometry Control

→ Active guide lines and selected page boxes are visualized in advance on screen: Enabled page boxes get green, guide lines get blue color.



Prinect PDF Assistant 2016

Assemble Pages

- Page navigation (previous / next page / go to) in toolbar
 - Also available in register control, Barcode & VDP Editor and in PDF Compare
- Tooltip on page name shows document path.
- Drag & Drop PDF pages to left window area to view document
- Undo/Redo



Prinect Color Editor 2016

Color Management

→ Undo / Redo for changes of single pictures or color vignettes

→ Changing compression for images.

→ Preserve CMYK: individual setting of K and CMY options.





Prinect Color Editor 2016

Spot colors

- Undo/Redo for changes of single pictures or color vignettes.
- Tooltip for central Prinect Color Table folder
- Informative message for multiple spot colors in a DeviceN color space.
- Importing/Exporting color tables preserves the search order.
- UTF-8 coded color names automatically get suggestion for mapping into Host Encoding.
- When spot colors from a DeviceN color spaces shall be converted to process (CMYK), those spot colors from the DeviceN space that shall be excluded remain untouched. Previous versions converted the complete DeviceN space to the alternative color space Example: [PANTONE 125 C, Varnish]. PANTONE 125 shall be converted to CMYK. A new color space [Cyan, Magenta, Yellow, Black, Varnish] is created. In previous versions the Varnish was converted, too, result was CMYK.



Prinect Coating Editor 2016



- Path editor: appending points at open paths with pressed SHIFT key does horizontal or vertical alignment
- Generate opaque white forms for digital print by specifying color type for varnish

Prinect Trap Editor 2016



→ New trapping engine for handling with transparency.
Automatic trapping against transparent objects below opaque objects.



→ Manual trapping for transparencies with softmasks

→ Manual trapping of transparent objects laying on top.

→ Showing resulting color for objects with transparency, also single elements inside Form XObjects (transparency groups).

→ New trap rule „Spread white against color“. Objects which have 0% in all separations are spread against colored objects below.
Example: white Text on red background (Magenta + Yellow) - Trap contains Magenta only



→ Directly save changes done in setting „from PDF-File“ for easier re-trapping of already trapped files with slightly changed parameters.



Prinect Object Editor 2016

- Copy / Paste between different pages and documents.
- Alignment of objects optionally at selection or at base object (1st selected).
- Order object to top/bottom or one level up/down.
- Changing compression for images.
- Selection of clipping paths in wireframe view and support editing like shift, scale or remove.
- If objects laying within Form XObjects are changed in position or size, the Form bounding box will automatically be adjusted to avoid undesired clipping.
- Path editor: appending points at open paths with pressed SHIFT key does horizontal or vertical alignment (also available in Coating Editor).



Prinect Barcode & VDP Editor 2016

- Barcode Editor enriched with dynamic text- and barcode marks.
- Parametrizable marks of type counter, date, time, field (columns in csv files) and job (DCS 340) available.
- Dynamic marks of type „Field“ are automatically extracted from csv file.
- Predefined dynamic marks of type „Job“ are automatically available in case target system is set to DCS 340.
- Adapt user interface to functionality supported by Gallus DCS 340 target system (functions, colors and fonts)
- Dynamic marks can be assigned to Text or Barcode – also binary.
- Entered text and dynamic marks can be combined freely.
Combinations like these are possible : „Dear \$[Mr/Mrs] \$[Firstname] \$[Surname]“
- New tab „PDF/VT“ to replace dynamic marks with actual content and create a PDF/VT.
Settings can be checked in advance



Prinect Barcode & VDP Editor 2016

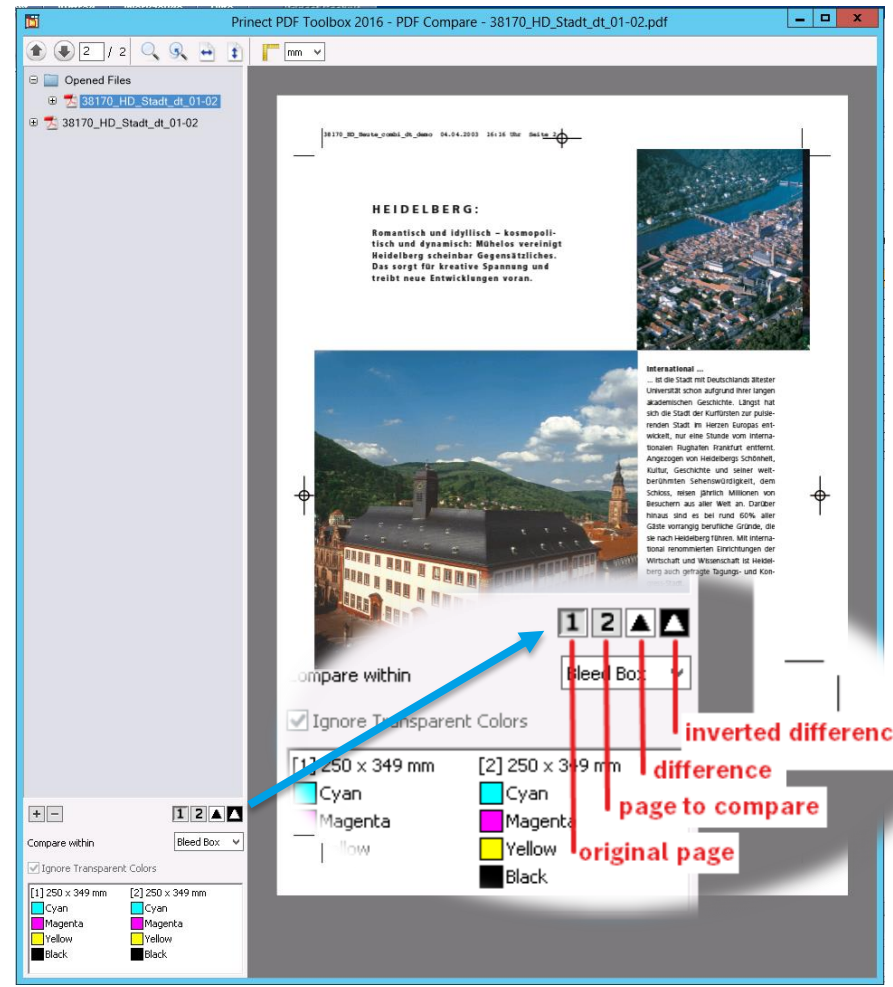
- Optional additional body color for barcode
- Text marks in other languages than West Europe.
Available for non European setting of system locale.
- Additional pre-defined colors Orange, Green, Violet and White.
- Page color separations also available for background.
- Undo/Redo

Prinect PDF Compare

New!



- Visual comparison tool for two pages using Delta E 2000 difference for RGB representation displayed as gray image.
- Displays visual differences for manual evaluation
- Fast switching between actual page [1] - compare page [2] - difference image [3] - (inverse) [4] using icons or keyboard.
- Automatically opens the original PDF in Prinect job to compare with the currently opened, altered File
- Display of page formats and colorization at start up or page number change.
- Color measuring to compare [1] and [2] source colors resulting in visual differences.
- Optionally disable colors of type Transparent and DieLine.





Prinect PDF Toolbox 2016

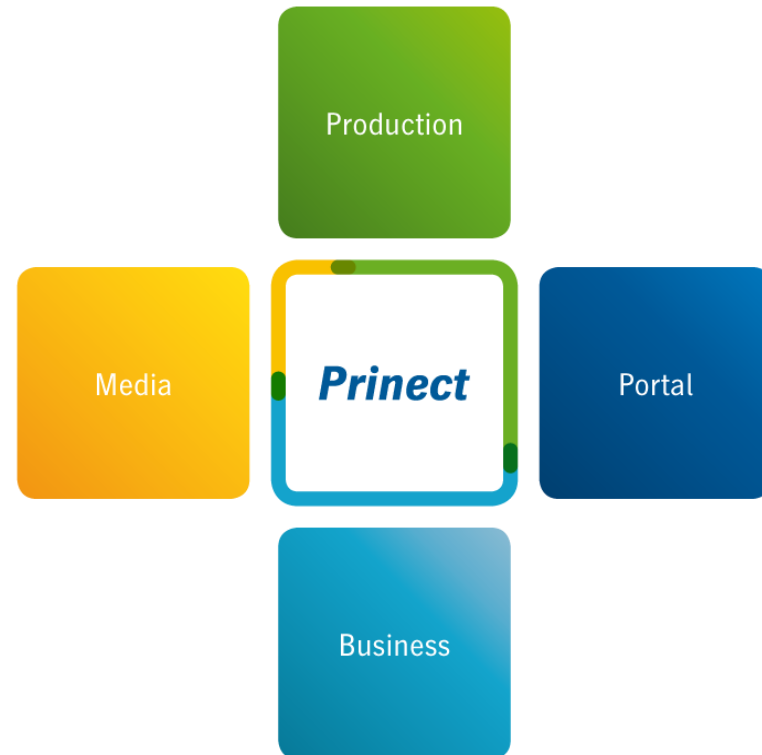
Prinect User Days 2015

Patrick Alandt, Sebastian Nickel | Heidelberg, 20./21. November 2015

Questions?

Wishes?

Suggestions?



Workshop 20/ 28
Prinect PDF Toolbox

INTERNATIONAL
PRINECT USER DAYS

18th and 19th November 2015

Thank you for your attention!

